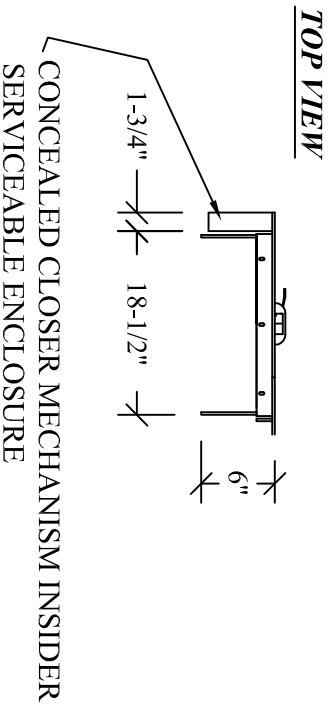
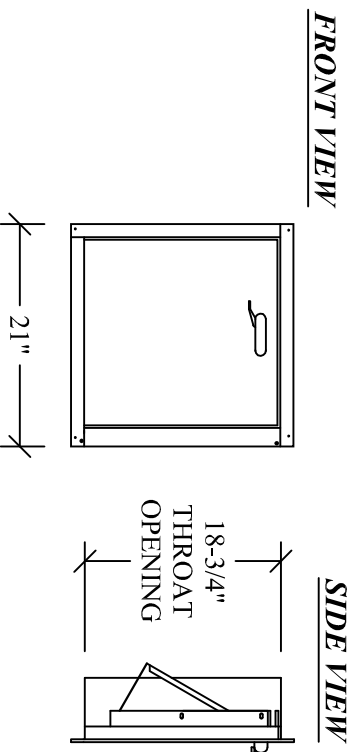


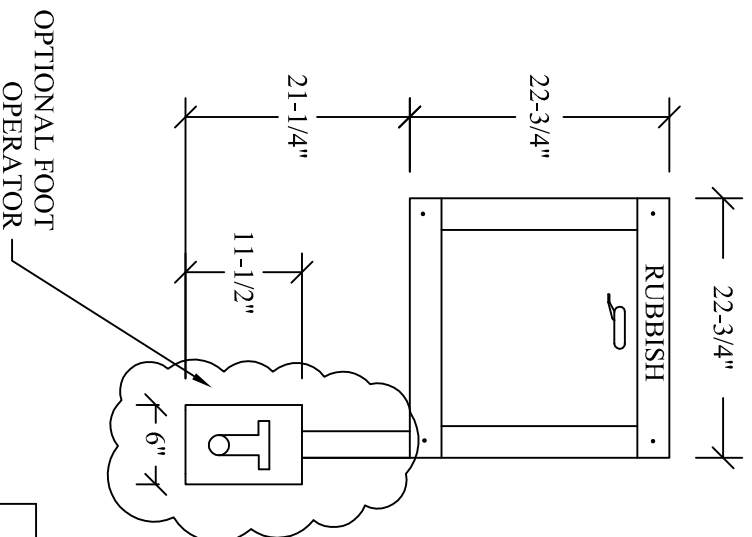
18X18 HAND OPERATED CHUTE INTAKE DOOR (BOTTOM HINGED)

DOORS COMPLETE WITH SELF CLOSING
HYDRAULIC CYLINDERS, SELF
LATCHING TRIGGER ASSEMBLY AND 1-1/2
HOUR ULC OR UL FIRE RATING

THE DOOR FRAME IS COVERED WITH
22ga. STAINLESS STEEL No.4 FINISH
TRIM WITH EMBOSS LETTERING
"RUBBISH" OR PLAIN TOP TRIM PIECE.



**FRONT VIEW W/
STAINLESS STEEL TRIM**



THIS DRAWING IS PROPERTY
OF WESTERN CHUTES
1-800-755-2488

WESTERN CHUTES

JOB NAME:

DWG. # BH1215

DB: EP
DATE: 10/5/04

SCALE:

REVISIONS	
NO.	DATE